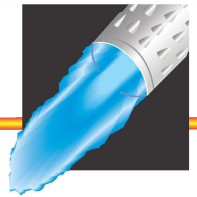


BELCHFIRE[®]

CORPORATION



LADLE PRE-HEATER TORCH KIT

Kit includes: Mixer, Chamber, 90° Head and Torch Stand
Includes 48" Extension Pipe Between Head and Mixer

LADLE CAPACITY

500 lb
1,000 lb
3,000 lb & Up

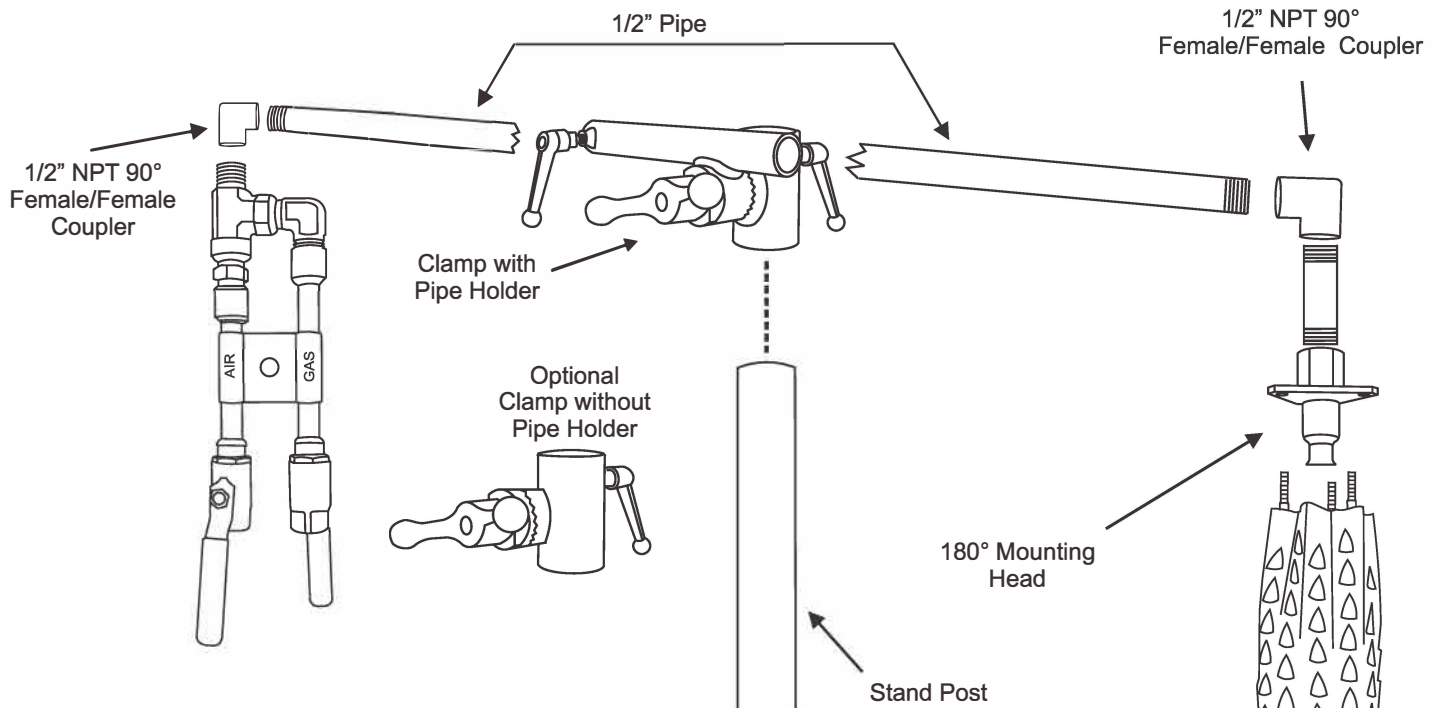
USE MODEL

BFLK3F
BFLK35F
BFLK4F



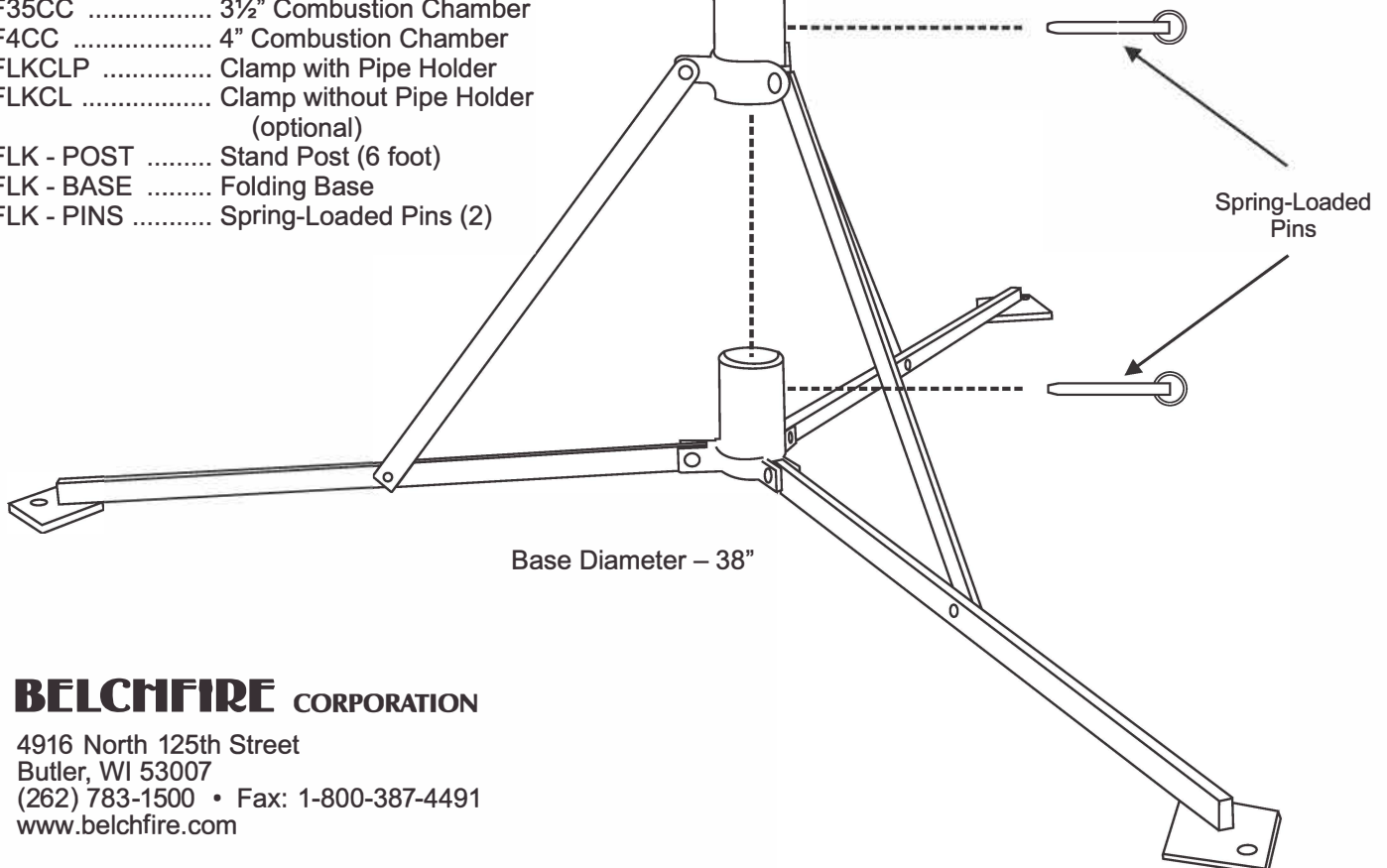
BELCHFIRE®

BFLK – LADLE PRE-HEATER KIT ASSEMBLY



PART #	DESCRIPTION
BF4F	4F MIXER
BF3F180	HEAD - 180° - For 3" & 3½" Chamber
BF4F180	HEAD - 180° - For 4" Chamber
BF3CC	3" Combustion Chamber
BF35CC	3½" Combustion Chamber
BF4CC	4" Combustion Chamber
BFLKCLP	Clamp with Pipe Holder
BFLKCL	Clamp without Pipe Holder (optional)
BFLK - POST	Stand Post (6 foot)
BFLK - BASE	Folding Base
BFLK - PINS	Spring-Loaded Pins (2)

NOTE: Pin holes on center post must be lined up with the pin holes in the base.



BELCHFIRE CORPORATION

4916 North 125th Street
 Butler, WI 53007
 (262) 783-1500 • Fax: 1-800-387-4491
 www.belchfire.com