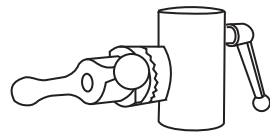
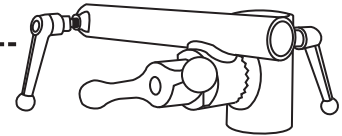


BELCHFIRE®

HEAVY DUTY TORCH STAND



Standard Clamp

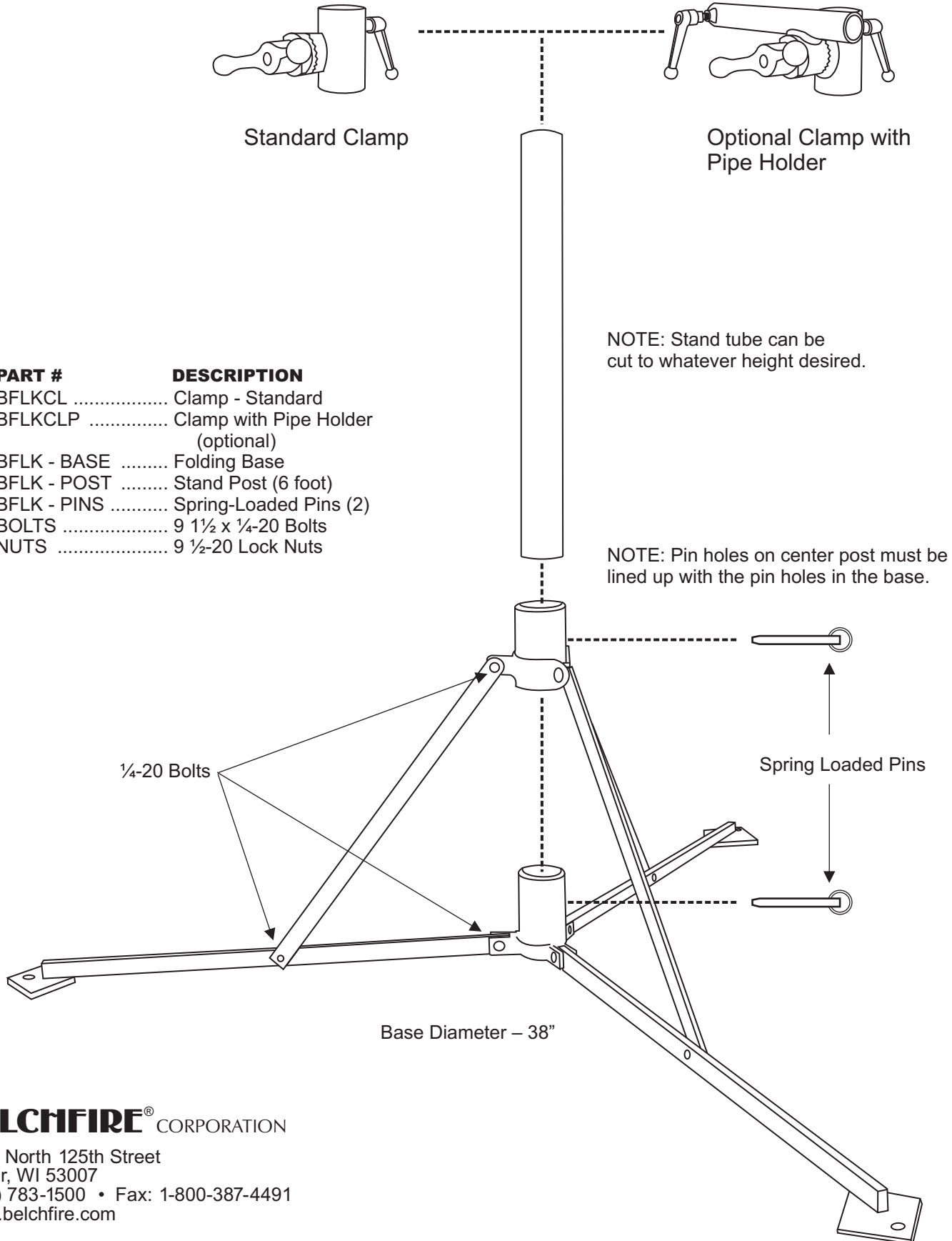


Optional Clamp with Pipe Holder

PART #	DESCRIPTION
BFLKCL	Clamp - Standard
BFLKCLP	Clamp with Pipe Holder (optional)
BFLK - BASE	Folding Base
BFLK - POST	Stand Post (6 foot)
BFLK - PINS	Spring-Loaded Pins (2)
BOLTS	9 1/2 x 1/4-20 Bolts
NUTS	9 1/2-20 Lock Nuts

NOTE: Stand tube can be cut to whatever height desired.

NOTE: Pin holes on center post must be lined up with the pin holes in the base.



BELCHFIRE® CORPORATION

4916 North 125th Street
 Butler, WI 53007
 (262) 783-1500 • Fax: 1-800-387-4491
 www.belchfire.com